



H722LC

Slide Switch Scaling for Easy Setup



H922



Hawkeye® 722LC/722HC/922

Solid- & Split-Core 0-5VDC Output Self-Powered Current Transducer

The Hawkeye 722LC, 722HC and 922 provide accurate load trending information with a proportional 0-5VDC output signal. Preset slide-switches provide easy field setup of sensed amperage range without clumsy jumpers.

APPLICATIONS

- Load trending
- Motor control



ORDERING INFORMATION

MODEL	AMPERAGE RANGE	OUTPUT TYPE
H722LC Solid-Core	0-10/20/40A	0-5VDC, self-powered
H722HC Solid-Core	0-50/100/200A	0-5VDC, self-powered
H922 Split-Core	0-30/60/120A	0-5VDC, self-powered



ACCESSORIES

Universal Power Supply, Universal Mounting Bracket Kit...See page 234

Self-powered analog current sensor simplifies installation

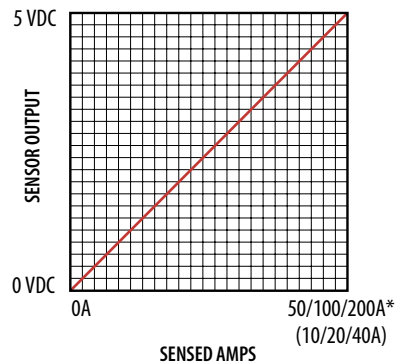
- No external power required for sensor...eliminate power supplies
- Self-gripping split-core for fast retrofit installation... no need to remove conductor (H922)
- Economical solid-core models feature adjustable bracket for easy alignment
- No jumpers on unit...reduces installation error

Selectable factory calibrated ranges up to 200A for increased flexibility and resolution

- Factory calibrated switch-selectable ranges for high resolution and installation ease
- Three field-selectable ranges per unit...fewer versions to choose from, stock, and install
- Mounting bracket for installation flexibility
- 5-year limited warranty

H722HC(LC) LINEAR OUTPUT

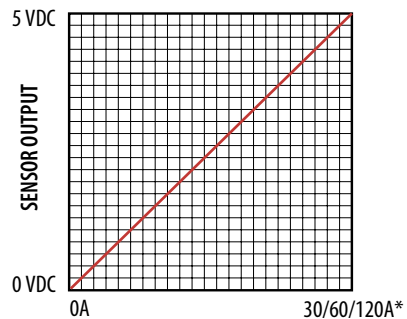
Scale software as shown



*Factory calibrated ranges selected with the amperage range switch

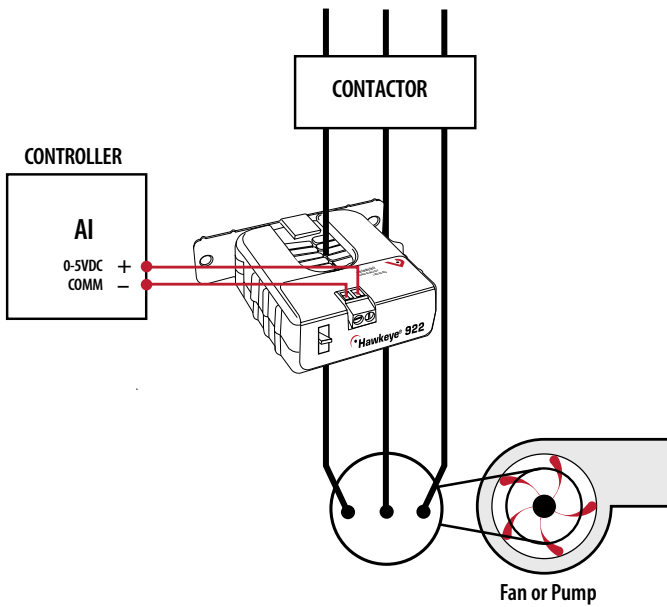
H922 LINEAR OUTPUT

Scale software as shown

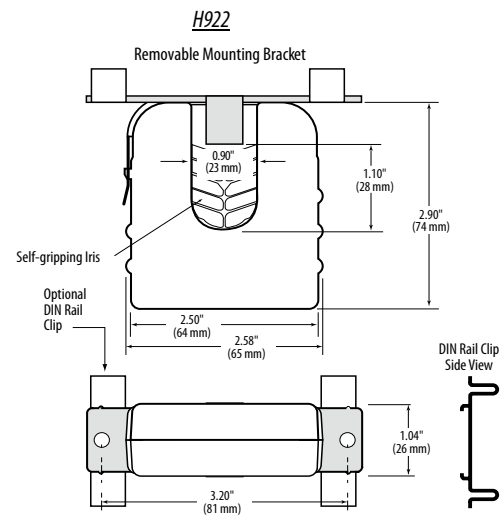
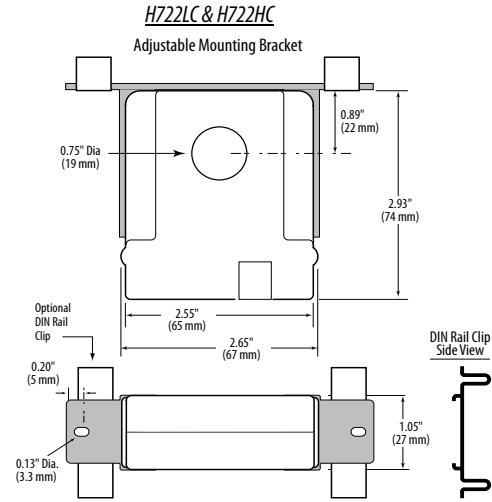


*Factory calibrated ranges selected with the amperage range switch

APPLICATIONS/WIRING EXAMPLE



DIMENSIONAL DRAWINGS



SPECIFICATIONS

Amperage Range	See ordering table
Output	0-5VDC Self-Powered
Insulation Class	600VAC rms
Frequency	60Hz, nominal
Temperature Range	-15° to 60°C
Humidity Range	0-95% non-condensing
Accuracy	±2% F.S.
Response Time	2 sec.
Dimensions (H722LC & H722HC)	2.93" (74mm) x 2.65" (67mm) x 1.05" (27mm)
Sensor Hole Size	0.75" (19mm) Diameter
Dimensions (H922)...(LxWxH)	2.90" (74mm) x 2.58" (65mm) x 1.04" (26mm)
Sensor Hole Size...(LxW)	1.10" (28mm) x .90" (23mm)